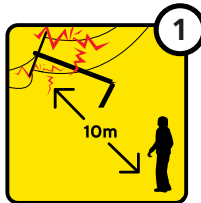




7 Steps to Electrical Safety

Learn BC Hydro's Seven Steps to Electrical Safety.

There's a lot to live for.




1 Ten Metres to Safety

Stay back at least 10 metres (33 feet) from any fallen power line or exposed underground cable.



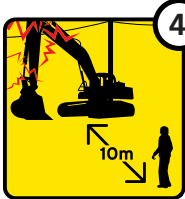
2 Look Up and Live

Look up, check and keep equipment clear of overhead power lines.



3 Know Your Limits

When using equipment in the vicinity of power lines, always maintain the limits of approach: from 3-7 metres (10-20 feet) depending on the voltage.



4 Don't Hang Around Operating Equipment

Stay at least 10 metres (33 feet) from operating equipment, in case it contacts an energized line.



5 Shuffle or Hop – Don't Step

If your vehicle makes contact with an energized line, remain inside until help arrives. If you must get out due to fire, jump out with your feet together. Then shuffle away, keeping both feet close together. Never contact the ground and your vehicle at the same time.



6 Call Before You Dig

To avoid contacting underground power lines, before you dig, call "BC 1 Call" at 1 800 474-6886.



7 Don't Become a Victim

Always call local emergency personnel when someone is injured in an electrical accident.